

BYD



BYD ATTO 2 DM-i

Compact SUV



"Möbius strip"
continuous tail
light design



NFC Digital Key



Spacious Boot





Images shown for illustration purposes only, actual UK spec may vary.
* V2L power strip required for V2L function, sold separately, only available on Boost versions.

BYD ATTO 2 DM-i Specification

● Standard ○ Optional — Not Available

Exterior	Active	Boost
Metallic paint	●	●
LED headlights, automatic on/off	●	●
LED daytime running lights	●	●
Follow me home headlights (Auto on/delayed off function)	●	●
Intelligent High Beam Control (IHBC)	●	●
LED tail lights	●	●
Panoramic roof, electrically adjustable sunshade	—	●
Aluminium roof rail	—	●
16" Alloy wheels	●	—
17" Alloy wheels	—	●
Exterior mirrors, electrically adjustable, manually folding, heated	●	—
Exterior mirrors, electrically adjustable, electrically folding, heated	—	●
Front windscreen, rain-sensing wipers	●	●
Rear windows and rear windscreen, privacy glass	—	●

Interior	Active	Boost
Multi-function steering wheel	●	—
Vegan leather, multi-function steering wheel	—	●
Steering wheel, heated	—	●
Column Gear Selector	●	●
Fabric upholstery	●	—
Vegan Leather upholstery	—	●
Driver seat, manually adjustable, 6 ways	●	—
Driver seat, electrically adjustable, 6 ways	—	●
Driver seat, heated	—	●
Front passenger seat, manually adjustable, 4 ways	●	—
Front passenger seat, manually adjustable, 6 ways	—	●
Front passenger seat, heated	—	●
Split folding rear seats, 40:60	●	●
Monochrome ambient lighting	—	●
Boot light	●	●
Centre console light	●	●
LED front reading lights	●	●
LED rear reading lights	●	●
4 x One-touch lift window, anti-pinch	●	●
Front seat sun visors with mirror	●	—
Front seat sun visors with illuminated mirror	—	●
Boot parcel shelf	●	●
12V power output	●	●
PM2.5 filter	●	●

Communications and In-Car Entertainment	Active	Boost
8.8" TFT full LCD instrument panel	●	●
12.8" Infotainment Touchscreen	●	●
DAB+ & FM Radio	●	●
6-Speaker Audio System	●	●
Google built-in	●	●
Google Maps integrated Navigation System	●	●
AI voice assistant	●	●
Onboard 4G connectivity ¹	●	●
Cloud service - BYD APP ¹	●	●
Front USB ports, 1 x 60W Type C, 1 x 18W Type C	●	●

Communications and In-Car Entertainment

	Active	Boost
Rear USB ports, 2 x 18W Type C	●	●
Smartphone Wireless Charging Pad, 50W ²	—	●
Android Auto™ & Apple CarPlay ³	●	●

1. 10 years free cloud service from first activation, 1.0GB entertainment data per month for free in first 2 years from first activation.

2. The wireless charging power of the mobile phone may vary depending on the mobile phone model and some mobile phone models may not be able to reach the 50W charging power.

3. Apple CarPlay is a trademark of Apple Inc., registered in the U.S. and other countries. Please check Apple CarPlay's available regions at www.apple.com/ios/feature-availability/#apple-carplay.

Android and Android Auto are trademarks of Google LLC. Please check Android Auto's available regions at g.co/androidauto/requirements.

To wirelessly use Android Auto on your car display, you need a compatible Android smartphone with an active data plan. You can check which smartphones are compatible at g.co/androidauto/requirements.

To use Android Auto on your car display, you'll need an Android phone running Android 8 or higher, an active data plan, and the Android Auto app.

Safety

	Active	Boost
Driver's airbag	●	●
Front passenger's airbag	●	●
Front side airbags	●	●
Side curtain airbags	●	●
Pretensioner & force limiter seat belts	●	●
ISOFIX and i-Size, front passenger seat and outer rear seats	●	●
Tyre pressure monitoring system (TPMS)	●	●
Mechanical child safety lock	●	●
Emergency call	●	●

Driving Assistance

	Active	Boost
Parking Sensors, front	—	●
Parking Sensors, rear	●	●
Reversing camera	●	—
360° view camera	—	●
Driver Monitoring System(DMS)	●	●
Adaptive Cruise Control (ACC) & Intelligent Cruise Control (ICC)	●	●
Intelligent Speed Limit Control (ISLC)	●	●
Lane Departure Assist (LDA)	●	●
Emergency Lane Keeping Assist (ELKA)	●	●
Blind Spot Detection (BSD)	●	●
Door Opening Warning (DOW)	●	●
Traffic Sign Recognition (TSR)	●	●
Automatic Emergency Braking (AEB)	●	●
Intelligent Power Brake (IPB)	●	●
Antilock Brake System (ABS)	●	●
Electric Parking Brake (EPB)	●	●
Electronic Brake Distribution (EBD)	●	●
Traction Control System (TCS)	●	●
Comfort Stop (CST)	●	●
Hill Decent Control (HDC)	●	●
Auto Hold (AVH)	●	●
Electronic Stability Program (ESP)	●	●
Forward Collision Warning (FCW)	●	●
Rear Collision Warning (RCW)	●	●
Rear Cross Traffic Alert (RCTA) & Rear Cross Traffic Brake (RCTB)	●	●

Convenience & Efficiency


	Active	Boost
Vehicle-to-Load (V2L) function	—	●
Driving modes: Eco, Normal, Sport, Snow	●	●
2 x Smart key	●	●
BYD digital key ⁴	●	●
Keyless entry & keyless start	●	●
3.3kW On-Board Charger (OBC)	●	—
6.6kW On-Board Charger (OBC)	—	●

Paint Colour Options ⁵


	Active	Boost
Midnight blue	<input checked="" type="radio"/>	<input checked="" type="radio"/>
Time grey	<input type="radio"/>	<input type="radio"/>
Skiing white	<input type="radio"/>	<input type="radio"/>
Obsidian black	<input type="radio"/>	<input type="radio"/>




Midnight blue



Time grey



Skiing white



Obsidian black

Interior Colour Options ⁵

	Active	Boost
Active Black Cloth Interior	<input checked="" type="radio"/>	<input type="radio"/>
Black Vegan Leather Interior	<input type="radio"/>	<input checked="" type="radio"/>
Beige Vegan Leather Interior	<input type="radio"/>	<input type="radio"/>



Black Vegan Leather Interior



Beige Vegan Leather Interior



Active Black Cloth Interior

4. To use BYD digital key, you will need compatible iOS or Android devices. Please check compatible devices and available regions at www.byd.com/eu/ownership/byd-digital-key
 5. Please contact your local dealer for available exterior and interior color combinations.

Dimensions (mm)



Length	4330
Width	1830
Width with extended exterior mirrors	2060
Height	1675
Ground clearance(Unladen)	160
Ground clearance(Fully laden)	150
Wheelbase	2620
Front track	1580
Rear track	1570

Vehicle Weight & Capacity

	Active	Boost
Kerb weight (kg)	1510	1620
Gross vehicle weight (kg)	2000	2110
Max. towing capacity (unbraked, kg)		750
Max. towing capacity (braked, kg)		750
Max. roof load (kg)		75
Min. turning radius (m)		5.3
Boot volume (L)		425
Boot volume - seats down (L)		1335

Technical Data

Power performance	Active	Boost
System total max power (kW/PS)	122/165	156/212
System total max torque (N·m/lb·ft)	300/221	
Engine max net power (kW/PS)	72/97	
Rev. at max power (rpm)	6000	
Engine max torque (N·m/lb·ft)	122/90	
Rev. at max torque (rpm)	4500	
Electrical motor max power (kW/PS)	145/197	
Electrical motor max torque (N·m/lb·ft)	300/221	

Engine & Transmission	Active	Boost
Displacement	1.5 L	
Cylinders	4	
Transmission	Automatic	

Battery	Active	Boost
Battery type	BYD Blade Battery (LFP)	
Battery capacity (kWh)	7.8	18.0
Nominal voltage (V)	191.5	333.9

CO ₂ Emissions	Active	Boost
CO ₂ Emissions-combined (g/km)	33	13
Emission standard	Euro 6e-bis	
Tank volume (L)	45	
Fuel type	Petrol	
Fuel grade, minimum	95 E10	

WLTP Range and Consumption ^{6,7}	Active	Boost
Electric range - combined (mile)	24	55
Electric range - city (mile)	31	93
Range - combined (mile)	577	621
Electric consumption - combined (miles/kWh)	3.76	3.63
Electric consumption - city (miles/kWh)	4.97	5.05
Fuel Consumption - low (mpg)	78.47	56.50
Fuel Consumption - medium (mpg)	61.41	44.14
Fuel Consumption - high (mpg)	65.69	88.28
Fuel Consumption - combined (mpg)	55.39	55.39
Fuel Consumption - weighted combined (mpg)	201.77	470.8

Charging ^{8,9}	Active	Boost
Charging port	Type 2	Type 2
Max. AC charging power (kW)	3.3	6.6
AC charging time (3.3kW 1-phase) 15%-100%	2.7h	-
AC charging time (6.6kW 1-phase) 15%-100%	-	3.0h

6. Power consumption is calculated in accordance with Regulation (EU) 2017-1151.

7. The WLTP range and consumption values are obtained under standard EU test conditions, according to the uniform provisions concerning the approval of motor vehicles with regard to the emissions based on the new World Harmonized Light Vehicle Test Procedure (WLTP). The actual range and energy consumption figures may vary due to a number of factors such as weather conditions, traffic situation, vehicle load and driving behaviours.

8. Charging times and charging speed may vary due to different factors such as battery temperature, specs of charging infrastructure, state of charge.

9. For the Active version, the AC charging power can up to 3.3kW while the actual charging power might be limited at low SOC; For the Boost version, the AC charging power can up to 6.6kW while the actual charging power might be limited at low SOC.

Driving Performance	Active	Boost
Electric motor type	Permanent Magnet Synchronous Motor	
Drive mode	FWD	
Acceleration 0-62mph (s)	9.1	7.5
Top speed (mph)	111	
Front suspension	MacPherson	
Rear suspension	Torsion beam	
Brakes	Front ventilated disc brakes Rear solid disc brakes	

*All information and illustrations are based on data available at the time of print and are subject to change without prior notice. Please contact your local BYD dealer for the latest information.

BYD ATTO 2 DM-i

BYD Europe B.V.

Scorpius 90-110, 2132 LR Hoofddorp, Netherlands
www.byd.com